










WLY SCALES FOR PRE-PACKED GOODS CONTROL



release date 02-01-2014



-  Counting pieces
-  Filling
-  Animal weighing
-  Density determination
-  Checkweighing
-  Percentage
-  Statistics
-  Formulation

Scales Y/KTP series for Pre-packed Goods Control single workstation version.

Series Y/KTP scales are equipped with modules that put packed products control into practice. The module is based on database containing products and operators lists. Control started by scale is automatically stopped after suitable packages (samples) number has been controlled. Number of the packages is fixed by scale program depending on product lot size. Scales are also equipped with graphic display (5,7" touch panel), on which information concerning currently performed control and its result are presented.

Control cycle proceeds as follows: operator choice, product choice, control start, weighings loading, automatic control end after certain packages number, control report print.

Each carried out control is ended with final report containing all information that is necessary for packed products control report. The report is automatically saved in scale memory and at the same time it can be printed by printer connected to scale.

Series Y/KTP single-stand scale software for packed product control is supported with "ViewerKTP" computer program application. It is used for monitoring and/or printing of performed products control reports and packages' tares performed controls. The reports are printed with printer connected to computer.


Y/KTPS series balances for packed products control in network version

Y/KTPS series scales connected with KTP NET 2003 computer program form multiposition system (network). Each scale is an independent weighing standing and information about control procedure is regularly sent to computer program. Computer program enables data collecting from each connected scale in real time. System enables control start from the level of scale or from the level of computer program. Series Y/KTPS scales can operate in Ethernet network.

Scale coupling with computer program enables:

- successive weighings evidence in program database,
- automatic printing of reports of controls carried out from the level of computer program,
- sending codes from scale to program; the codes are related to weighed product and they can be defined by user (product code, operator code, lot size, lot number, Start/Stop control),
- defining of product codes together with their descriptions (names) from the level of computer program, therefore user can assign his individual names suitable for the company's branch.

Infrared proximity sensors




- PRINT function
- TARE function
- opening weighing chambers
- sensors' sensitivity adjustment

Data exchange through USB storage devices




- updating balance software
- exporting weighing data
- exporting/importing databases
- exporting/importing balance settings
- exchanging data between balances



In standard scale has built in function of "Counting pieces" and "Checkweighing".

Communication interfaces



Ethernet RS232 2xUSB additional display

Technical data:

	WLY/2 0,6/1,2/KTP/D2 WLY/2 0,6/1,2/KTPS/D2	WLY/2 1,2/3/KTP/D2 WLY/2 1,2/3/KTPS/D2	WLY/2 3/6/KTP/D2 WLY/2 3/6/KTSP/D2	WLY/2 6/12/KTP/D2 WLY/2 6/12/KTSP/D2
Max capacity	0,6/1,2 kg	1,2/3 kg	3/6 kg	6/12 kg
Readability	0,1/0,2 g	0,2/0,5 g	0,5/1 g	1/2 g
Tare range	-0,6/1,2 kg	-1,2/3 kg	-3/6 kg	-6/12 kg
Power supply	230V / 11V AC or 120V / 11V AC			
Working temperature	-10° - +40 °C			
Pan size	195×195 mm			
Interface	2×USB, RS 232, Ethernet, 4in / 4out			
Display	5,7" touch screen			

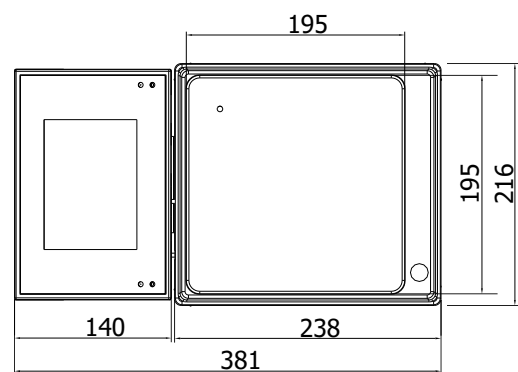
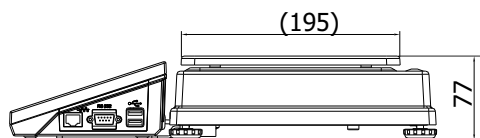
Technical data:

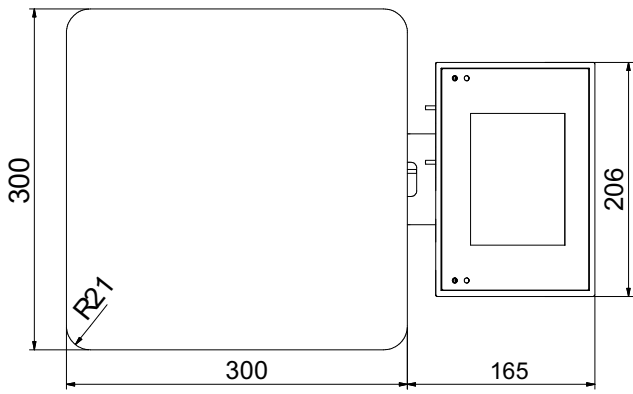
	WLY 6/12/KTP/F1/R WLY 6/12/KTPS/F1/R WLY 6/12/KTP/F1/K WLY 6/12/KTPS/F1/K	WLY 12/30/KTP/F1/R WLY 12/30/KTPS/F1/R WLY 12/30/KTP/F1/K WLY 12/30/KTPS/F1/K	WLY 60/KTP/C2/R WLY 60/KTPS/C2/R WLY 60/KTP/C2/K WLY 60/KTPS/C2/K	WLY 60/120/KTP/C2/R WLY 60/120/KTPS/C2/R WLY 60/120/KTP/C2/K WLY 60/120/KTPS/C2/K
Max capacity	6/12 kg	12/30 kg	60 kg	60/120 kg
Readability	1/2 g	2/5 g	10 g	10/20 g
Tare range	-6/12 kg	-12/30 kg	-60 kg	-60/120 kg
Power supply	230V / 11V AC or 120V / 11V AC			
Working temperature	-10° - +40 °C			
Pan size	300×300 mm			400×500 mm
Interface	2×USB, RS 232, Ethernet, 4in / 4out			
Display	5,7" touch screen			

Additional equipment:

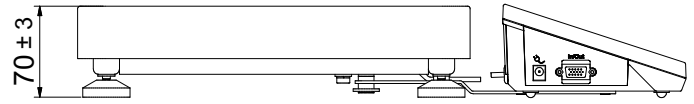
"Kafka" thermal printer	Density determination kit
"Epson" needle printer	Power adapter with battery and charger
"Citizen" label printer	Suitcase for balance
PC keyboard type PS/2	"PW-WIN 2004" computer software
Rack for under hook weighing	"RAD-KEY 2000" computer software
LCD display	RS 232 cable: scale - thermal printer: P0136
Calibration weight	RS 232 cable: scale - "Epson/Citizen" printer: P0151
Standard mass	RS 232 cable: scale - computer: P0108

D2 version





F1version



C2 version

